



AJX Vision Series

Project _____
 Item _____
 Quantity _____
 CSI Section 11400 _____
 Approval _____
 Date _____

Models

- AJX-44 AJX-66 (AJX-44 plus 22" pre-wash) AJX-80 (AJX-44 plus 36" pre-wash)



Standard Features

- 25" standard clearance accommodates larger wares, such as sheet pans, mixing bowls, etc.
- Exclusive "Energy Guard" controls
- Fully automatic including auto-fill
- Incoming water-pressure regulator
- Electromechanical controls
- Adjust-A-Peak™ adjustable conveyor speed allows machine to extend wash time and rinse contact for heavy soil conditions
- Self-draining stainless steel wash pump
- Front dress panel
- Stainless steel strainer pans and scrap bucket
- Splash shields
- Strikeplate table-limit switch
- Externally operated drain lever
- Adjustable bullet feet
- Stainless steel frame and legs
- Exhaust vent fan control
- 18kw wash tank heater

Mandatory Specs

Specify tank heat:

- Electric Steam
 Voltage (specify) _____

Specify model type:

- High temperature with Energy Star® indicator to adjust conveyor speed
 Chemical sanitizing with Energy Star® indicator to adjust conveyor speed

Specify direction of operation:

- Left to right or Right to left

Specify booster heater size:

- 40°F (4°C) Rise (18kW) or
 70°F (21°C) Rise (30kW)

Optional Features

- 23" (584 mm) Unhooded side loader
 23" (584 mm) Hooded side loader
 30" (762 mm) Unhooded side loader
 30" (762 mm) Hooded side loader
 Flanged feet
 Blower dryer
 Vent cowl collars (set of 2)
 Low Hood with 15kW tank heater

Accessories

- 36 Compartment rack 4-1/8" tall (105 mm), 5-5/8" tall (143 mm), 7" tall (178 mm)
 Combination rack
 Peg rack
 Sheet pan rack
 Drain quench system
 Scaltrol
 Steam booster heater
 Water hammer arrestor
 Prison package

Specifications

High-temperature model uses 0.68 gallons (2.57 liters) per rack. Chemical-sanitizing model uses 0.78 gallons (2.95 liters) per rack

High-temperature model cleans 225 racks per hour. Chemical-sanitizing model cleans 209 racks per hour

AJX-66: 22" (559 mm) pre-wash section has 2 upper and 1 lower pre-wash arms

AJX-80: 36" (915 mm) pre-wash section has 3 upper and 2 lower pre-wash arms

8" (203 mm) splash shields on both wash and rinse ends

Standard 25" (635 mm) chamber height clearance accommodates larger wares

18" (457 mm) wash section with an 18" (457 mm) separation between wash and rinse

Stainless steel construction



SHIPPING ADDRESS
 6209 North U.S. Highway 25E
 Gray, KY 40734

MAILING ADDRESS
 P. O. Box 1060
 Barbourville, KY 40906

Tel: 606-523-9795
 Tel: 1-888-800-5672
 Fax: 606-523-1799

www.jacksonmsc.com
 E-mail: customerservice@jacksonmsc.com
 07610-003-60-58 (10/08)



AJX-66 Vision Series - Electric

Left to Right

Left to Right High Hood

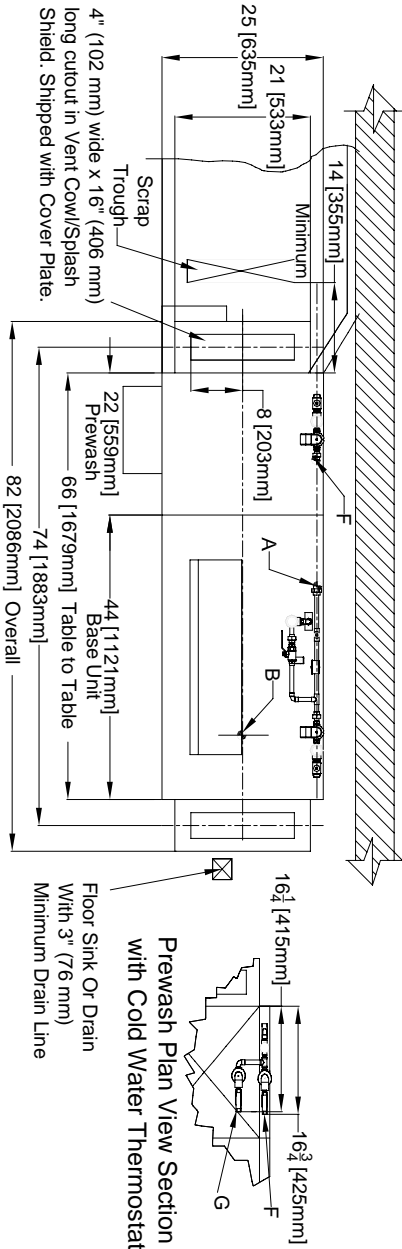
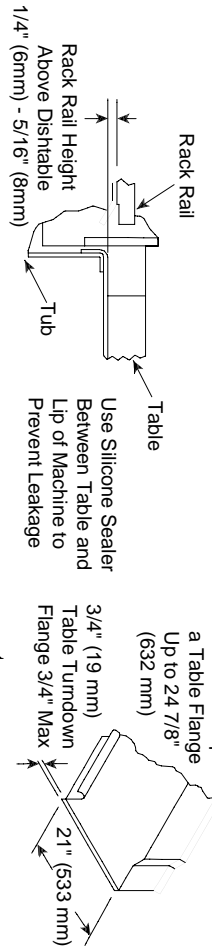
Note: *Low Hood dimensions are in bold italics*

Legend

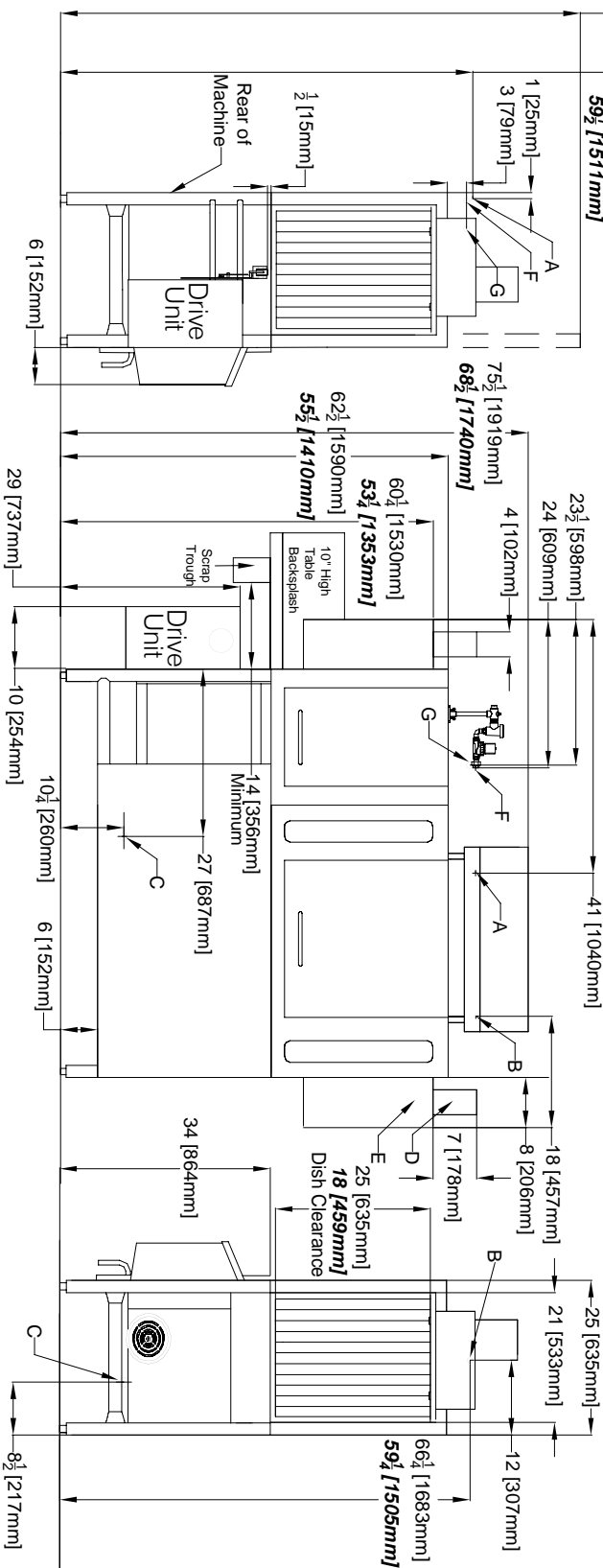
- A - Machine water inlet 1/2" NPT, 180°F Hi-temp, 140°F Low-temp minimum
- B - Electrical connection
- C - Drain connection 1-1/2" NPT
- D - Vent collar - Optional
- E - Vent cowl standard
- F - Prewash water inlet 3/4" NPT 110°F-140°F
- G - Cold water thermostat plumbing connection 3/4" NPT - Optional

Note: All vertical dimensions are +/- 1/2" from floor due to adjustable bullet feet.

Recommended Table Fabrication



Prewash Plan View Section with Cold Water Thermostat



AJX-66 Vision Series - Electric

Right to Left

Right to Left High Hood

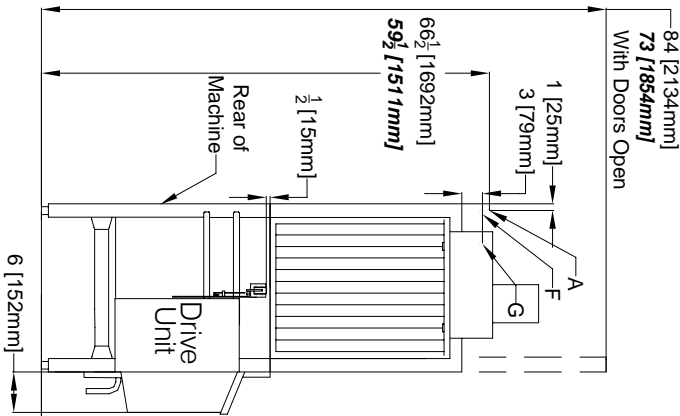
Note: Low Hood dimensions are in *bold italics*

Legend

- A - Machine water inlet 1/2" NPT, 180°F Hi-temp, 140°F Low-temp minimum
- B - Electrical connection
- C - Drain connection 1-1/2" NPT
- D - Vent collar - Optional
- E - Vent cowl standard
- F - Prewash water inlet 3/4" NPT 110°F-140°F
- G - Cold water thermostat plumbing connection 3/4" NPT - Optional

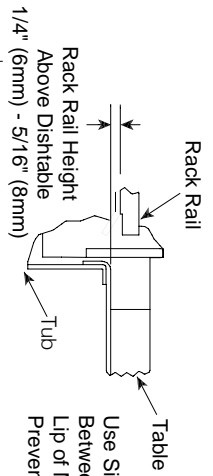
Note: All vertical dimensions are +/- 1/2" from floor due to adjustable bullet feet.

4" (102 mm) wide x 16" (406 mm) long cutout in Vent Cowl/Splash Shield. Shipped with Cover Plate.



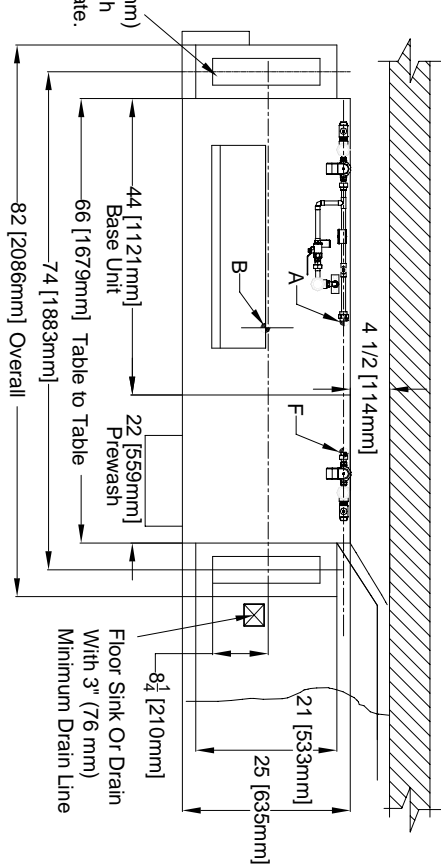
Left Side

Recommended Table Fabrication

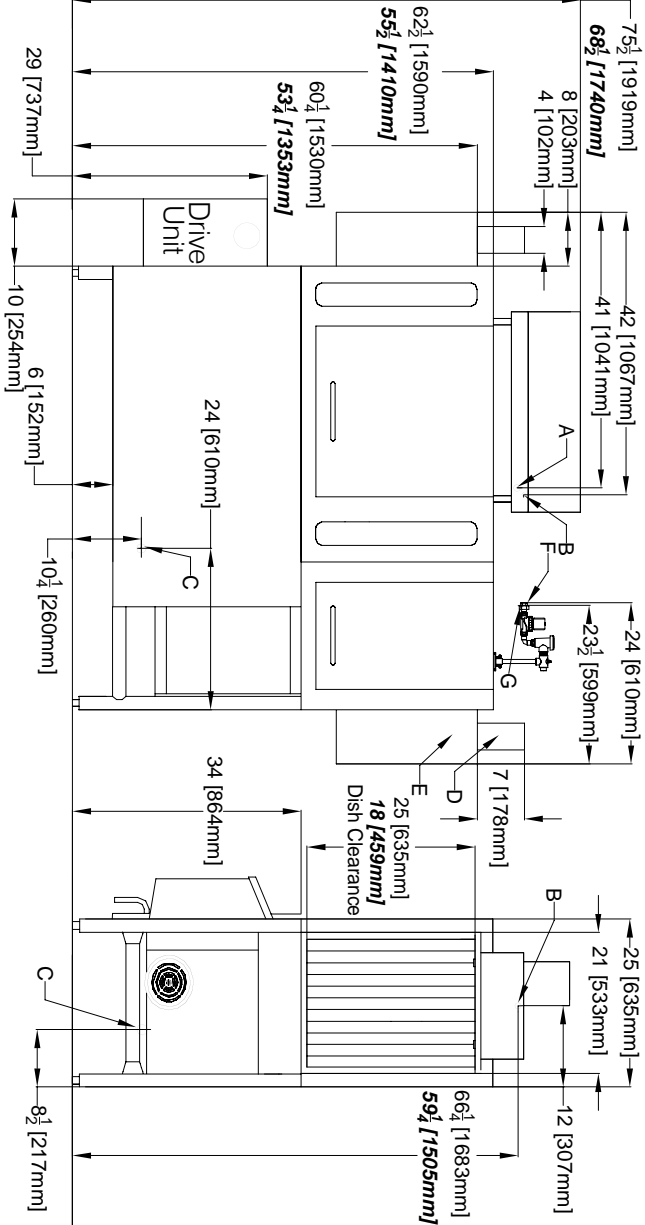


Note: Tub Will Accept a Table Flange Up to 24 7/8" (632 mm)

3/4" (19 mm) Table Turndown Flange 3/4" Max
2 1" (533 mm)



Prewash Plan View Section with Cold Water Thermostat



Front View

Right Side

APPROXIMATE TOTAL LOAD AMPS

| | | AJX-44 | AJX-66 | AJX-80 |
|--|--------------------|--------|--------|--------|
| Electric <i>High Hood with 18kW tank heat</i> | 208V / 60HZ / 3PH | 56.7 | 60.1 | 62.3 |
| | 208V / 60HZ / 1PH | 96.8 | 102.8 | 105.3 |
| | 230V / 60HZ / 3PH | 51.9 | 55.3 | 57.5 |
| | 230V / 60HZ / 1 PH | 88.6 | 94.6 | 97.1 |
| | 460V / 60HZ / 3 PH | 26.0 | 27.7 | 28.8 |
| Electric <i>Low Hood with 15kW tank heat</i> | 208V / 60HZ / 3PH | 48.4 | 51.8 | 54.0 |
| | 208V / 60HZ / 1PH | 82.4 | 88.4 | 90.9 |
| | 230V / 60HZ / 3PH | 44.4 | 47.8 | 50.0 |
| | 230V / 60HZ / 1 PH | 75.5 | 81.5 | 84.0 |
| | 460V / 60HZ / 3 PH | 22.3 | 24.0 | 25.0 |
| Steam | 208V / 60HZ / 3PH | 6.7 | 10.1 | 12.3 |
| | 208V / 60HZ / 1PH | 10.3 | 16.3 | 18.8 |
| | 230V / 60HZ / 3PH | 6.7 | 10.1 | 12.3 |
| | 230V / 60HZ / 1 PH | 10.3 | 16.3 | 18.8 |
| | 460V / 60HZ / 3 PH | 3.4 | 5.1 | 6.2 |

BOOSTER HEATER OPTIONS

| External 40°F (4°C) Min. Rise | | | | | | |
|--------------------------------|--------|------|--------|------|--------|------|
| | AJX-44 | | AJX-66 | | AJX-80 | |
| | kW | AMPS | kW | AMPS | kW | AMPS |
| 208V / 60HZ / 3PH | 17.2 | 47.8 | 17.2 | 47.8 | 17.2 | 47.8 |
| 230V / 60HZ / 3PH | 18 | 45.2 | 18 | 45.2 | 18 | 45.2 |
| 460V / 60HZ / 3 PH | 18 | 22.6 | 18 | 22.6 | 18 | 22.6 |
| External 70°F (21°C Min.) Rise | | | | | | |
| 208V / 60 HZ / 3PH | 30 | 83.4 | 30 | 83.4 | 30 | 83.4 |
| 230V / 60HHZ / 3PH | 30 | 75.4 | 30 | 75.4 | 30 | 75.4 |
| 460V / 60HZ / 3 PH | 30 | 37.7 | 30 | 37.7 | 30 | 37.7 |

TANK KW

| | |
|--|----|
| Wash Tank kW (Models 44, 66, 80 Electric High Hood only) | 18 |
| Wash Tank kW (Models 44, 66, 80 Electric Low Hood only) | 15 |

PUMP MOTORS

| | |
|-------------------------|----------------------|
| 22" Pre-wash Pump Motor | 1 HP |
| 36" Pre-wash Pump Motor | 2 HP |
| Wash Pump Motor | 2 HP |
| 22" Pre-Wash Capacity | 120 (GPM) / 454 LPM |
| 36" Pre-Wash Capacity | 270 (GPM) / 1022 LPM |
| Wash Pump Capacity | 270 (GPM) / 1022 LPM |

CONVEYOR

| | |
|--|-------------------|
| Conveyor Motor HP | 1/4 |
| Conveyor Speed (Feet per minute highest speed) | |
| High temperature | 6.2 FPM / 1.9 M |
| Chemical sanitizing | 5.75 FPM / 1.75 M |

WATER REQUIREMENTS AND DRAIN REQUIREMENTS

| | Pre-wash Tank | Wash Tank | Rinse |
|--|----------------------------|-----------------|-----------------|
| High-temperature | 110°F-140°F (43°C-60°C) | 160°F (71°C) | 180°F (82°C) |
| Chemical sanitizing | 110°F-140°F (43°C-60°C) | 140°F (60°C) | 140°F (60°C) |
| With 18kW Booster Heater Option | | | 140°F / 60°C |
| With 30kW Booster Heater Option | | | 110°F / 43°C |
| Flow Pressure (PSI) | | | 15 |
| Flow Rate Minimum (GPM) - High temperature | | | 2.6 |
| Chemical sanitizing | | | 2.7 |
| Incoming Waterline Size (IPS Min.) (Pre-wash/Wash) | | | 1/2" |
| Drainline Size (IPS Min. Inches) | | | 1-1/2" |

TANK CAPACITY

| | |
|----------------------------|------------------------|
| 22" Pre-wash Tank Capacity | 17.25 gal. / 65.3 ltrs |
| 36" Pre-wash Tank Capacity | 17.25 gal. / 65.3 ltrs |
| Wash Tank Capacity | 21 gal. / 79.5 ltrs |

PERFORMANCE CAPABILITIES

| | High-temperature | Chemical Sanitizing |
|------------------|------------------|---------------------|
| Racks per Hour | 225 | 209 |
| Gallons per Hour | 153 | 163 |
| Gallons per Rack | .68 | .78 |

VENTING REQUIREMENTS (CFM)

| | |
|------------|-----|
| Input End | 200 |
| Output End | 400 |
| Total CFM | 600 |

STEAM COIL TANK HEAT (STEAM MODELS ONLY)

| | |
|----------------------------|-------------|
| Steam Connection IPS | 3/4 inches |
| Steam Flow Pressure (PSIG) | 10-20 |
| Consumption @ 15 PSIG | 60 lbs./hr. |

DIMENSIONS (ELECTRIC OR STEAM)

| MODEL NO. | SIZE | | | | DRAIN HEIGHT | SHIPPING INFO | | | SHIPPING DIMENSIONS | | |
|-----------|---------------------------|-----------------|------------------|--|------------------|---------------------|-------|-------------|---------------------|-------------------|------------------|
| | LENGTH BETWEEN DISHTABLES | MACHINE DEPTH | WALL CLEARANCE | CAVITY/ DISH CLEARANCE | | WEIGHT | CLASS | CUBE | HEIGHT | WIDTH | DEPTH |
| AJX-44 | 44" (1118 mm) | 25" (635 mm) | 4.5" (114 mm) | Standard: 25" (635 mm) Low Hood: 18" (457 mm) | 7.5" (190 mm) | 641 lbs (291 kg) | 92.5 | 138 cu. ft. | 78" (1981 mm) | 76" (1930 mm) | 40" (1016 mm) |
| AJX-66 | 66" (1676 mm) | 31" (787 mm) | 4.5" (114 mm) | Standard: 25" (635 mm) Low Hood: 18" (457 mm) | 7.5" (260 mm) | 894 lbs (406 kg) | 92.5 | 174 cu. ft. | 78" (1981 mm) | 96" (2438 mm) | 40" (1016 mm) |
| AJX-80 | 80" (2794 mm) | 31" (787 mm) | 4.5" (114 mm) | Standard: 25" (635 mm) Low Hood: 18" (457 mm) | 7.5" (260 mm) | 954 lbs (433 kg) | 92.5 | 199 cu. ft. | 78" (1981 mm) | 110" (2794 mm) | 40" (1016 mm) |

SHIPPING ADDRESS

6209 North U.S. Highway 25E
Gray, KY 40734

MAILING ADDRESS

P. O. Box 1060
Barbourville, KY 40906

Tel: 606-523-9795

Tel: 1-888-800-5672
Fax: 606-523-1799

www.jacksonmsc.com

E-mail: customerservice@jacksonmsc.com
07610-003-60-58 (10/08)

