



Suggested List Price Schedule
Commercial Ice Machines and Accessories - 60 Hz

Effective Date: February 14, 2011

SIZING YOUR ICE-O-MATIC ICE MAKER

- Does the existing ice maker meet peak usage during the hottest part of the year?
- What are the various locations or stations in the establishment that will need ice? Will they be serviced from one or multiple ice makers?
- Planning for future growth? If not, consider building in 20 percent additional capacity on new installations.

FOODSERVICE	APPROXIMATE ICE USAGE PER DAY
Restaurant	1.5 lbs (0.7 kg) per person
Cocktail	3 lbs (1.4 kg) per person per seat
Salad Bar	40 lbs per cubic foot (641 kg per cubic meter)
Quick Service	5 oz. per 7- to 10-oz. drink / 8 oz. per 12- to 16-oz. drink / 12 oz. per 18- to 24-oz. drink 0.14 kg per 207-296 ml drink / 0.23 kg per 355-473 ml drink / 0.34 kg per 532-710 ml drink
LODGING	APPROXIMATE ICE USAGE PER DAY
Guest Ice	5 lbs (2.3 kg) per room
Restaurant	1.5 lbs (0.7 kg) per person
Cocktail	3 lbs (1.4 kg) per person per seat
Catering	1 lb (0.45 kg) per person
HEALTHCARE	APPROXIMATE ICE USAGE PER DAY
Patient Ice	10 lbs (4.5 kg) per bed
Cafeteria	1 lb (0.45 kg) per person
CONVENIENCE STORE	APPROXIMATE ICE USAGE PER DAY
Beverage	6 oz. per 12-oz. drink / 10 oz. per 20-oz. drink / 16 oz. per 32-oz. drink 0.17 kg per 355 ml drink / 0.28 kg per 592 ml drink / 0.45 kg per 946 ml drink
Cold Plate	50% more ice usage per day
Package Ice	Weight per bag x number of bags sold per day

NOTE: The chart above outlines the approximate required ice amount per day, depending on application usage. For a detailed calculation, based on specific needs, use the interactive Machine Size Calculator at www.iceomatic.com.

ICE-O-MATIC INSTALLATION CONSIDERATIONS

Allow Enough Space for the Following Elements

- The ice maker, bin and water filter
- Airflow

NOTE: If the ice maker is tight on space, consider a top-air discharge unit - models ICE0250, 400, 400, 606, HT or FT.

Utilities

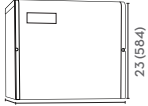

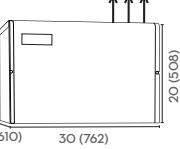



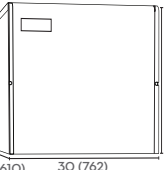


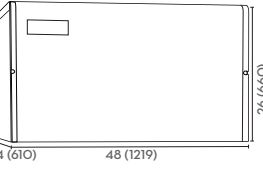



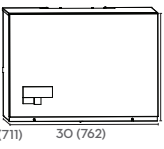

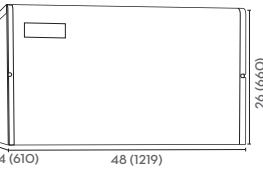
- What are the voltage and amperage characteristics of the electrical outlet that will be used for this ice maker?
- Is there a floor drain within 6 feet (1.8 meters)?
- Is there a water source with water shutoff?
- Are the utilities within 6 feet (1.8 meters) to the ice-maker location?

Remote Installation

- Is there an outdoor condenser location above the ice maker?
- Is there easy roof access and penetration?
- Maximum precharged tubing line run considerations?


NOTE: Ice-O-Matic offers a free sea-salt corrosion protectant on all cube ice remote condensers.



Model Dimensions (W)idth x (D)epth x (H)eight inches (mm)	Model Number	Ice Production lbs (kg)/24 hr @ 70°F (21°C) Air 50°F (10°C) Water	AHRI Production lbs (kg)/24 hr @ 90°F (32°C) Air 70°F (21°C) Water	Condensing Unit	Voltage Characteristics	Approx. Shipping Weight lbs (kg)	List Price (\$)
 24 (610) 22 (559) 23 (584)	ICE0320A	334 (152)	249 (113)	Air	115/60/1	150 (68)	\$4,265
	ICE0320W	349 (158)	308 (140)	Water	115/60/1	160 (73)	\$4,290
	ICE0520A 	520 (236)	370 (168)	Air	115/60/1	165 (75)	\$4,545
	ICE0520W	527 (239)	442 (200)	Water	115/60/1	175 (79)	\$4,570
 24 (610) 30 (762) 20 (508) *Available with top-air discharge	ICE0250A/T*	336 (152)	253 (115)	Air	115/60/1	150 (68)	\$4,040
	ICE0250W	333 (151)	275 (125)	Water	115/60/1	150 (68)	\$4,065
	ICE0400A/T* 	505 (229)	368 (167)	Air	115/60/1	165 (75)	\$4,510
	ICE0400W	496 (225)	407 (185)	Water	115/60/1	165 (75)	\$4,535
	ICE0406A 	529 (240)	358 (162)	Air	208-230/60/1	165 (75)	\$4,630
	ICE0406W	523 (237)	439 (199)	Water	208-230/60/1	165 (75)	\$4,655
	ICE0500A/T*	600 (272)	458 (208)	Air	115/60/1	170 (77)	\$4,900
	ICE0500W	596 (270)	513 (233)	Water	115/60/1	170 (77)	\$4,925
	ICE0500R**	567 (257)	455 (206)	Remote	115/60/1	170 (77)	\$4,790
	ICE0606A/T*	652 (296)	506 (230)	Air	208-230/60/1	175 (79)	\$5,575
	ICE0606W	619 (281)	576 (261)	Water	208-230/60/1	175 (79)	\$5,625
	ICE0606R** 	605 (274)	502 (228)	Remote	208-230/60/1	170 (77)	\$5,465
 24 (610) 30 (762) 26 (660)	ICE0806A	897 (407)	666 (302)	Air	208-230/60/1	220 (100)	\$7,140
	ICE0806W	898 (407)	784 (356)	Water	208-230/60/1	210 (95)	\$7,190
	ICE0806R** 	913 (414)	768 (348)	Remote	208-230/60/1	220 (100)	\$7,030
	ICE1006A	997 (452)	780 (354)	Air	208-230/60/1	230 (104)	\$8,065
	ICE1006W	960 (435)	856 (388)	Water	208-230/60/1	225 (102)	\$8,115
	ICE1006R**	982 (445)	843 (382)	Remote	208-230/60/1	235 (107)	\$7,955
	ICE1007A	930 (422)	754 (342)	Air	208-230/60/3	230 (104)	\$8,230
	ICE1007W	935 (424)	836 (379)	Water	208-230/60/3	230 (104)	\$8,280
	ICE1007R** 	910 (413)	781 (354)	Remote	208-230/60/3	230 (104)	\$8,120
 24 (610) 48 (1219) 26 (660)	ICE1406A** 	1469 (666)	1136 (515)	Air	208-230/60/1	310 (141)	\$9,245
	ICE1406W	1386 (629)	1239 (562)	Water	208-230/60/1	280 (127)	\$9,295
	ICE1406R**	1391 (631)	1150 (522)	Remote	208-230/60/1	300 (136)	\$9,135
	ICE1407A 	1458 (661)	1131 (513)	Air	208-230/60/3	310 (141)	\$9,410
	ICE1407W	1425 (646)	1270 (576)	Water	208-230/60/3	280 (127)	\$9,460
	ICE1407R** 	1393 (632)	1195 (542)	Remote	208-230/60/3	300 (136)	\$9,300
 28 (711) 30 (762) 22 (559)	ICE1506R**  (ICE1506 comes with bin thermostat kit)	1432 (650)	1216 (552)	Remote	208-230/1	300 (136)	\$9,660
 24 (610) 48 (1219) 26 (660)	ICE1806W	1832 (831)	1628 (738)	Water	208-230/60/1	310 (141)	\$11,935
	ICE1806R**	1617 (733)	1461 (663)	Remote	208-230/60/1	335 (152)	\$11,775
	ICE1807W	1779 (807)	1603 (727)	Water	208-230/60/3	310 (141)	\$12,105
	ICE1807R**	1592 (722)	1444 (655)	Remote	208-230/60/3	335 (152)	\$11,945
	ICE2106W	1856 (842)	1692 (767)	Water	208-230/60/1	310 (141)	\$14,515
	ICE2106R**	1737 (788)	1561 (708)	Remote	208-230/60/1	340 (154)	\$14,355
	ICE2107W	1814 (823)	1650 (748)	Water	208-230/60/3	310 (141)	\$14,680
	ICE2107R**	1636 (742)	1525 (692)	Remote	208-230/60/3	340 (154)	\$14,520

* Available with top-air discharge.

** Remote condensers and line sets are required for remote-cooled ice makers. See VRC Series Remote Condensers on page 7.

 ENERGY STAR®-qualified machine. Please see our Web site www.iceomatic.com for the latest list of ENERGY STAR-qualified machines and available rebates

Ice Form



CUBE

FULL CUBE DIMENSIONS

W x D x H (in.)	7/8 x 7/8 x 7/8
W x D x H (mm)	22 x 22 x 22

HALF CUBE DIMENSIONS

W x D x H (in.)	3/8 x 7/8 x 7/8
W x D x H (mm)	10 x 22 x 22

NOTE: Please specify Half (H) or Full (F) Cube when ordering.



Model Dimensions (W)idth x (D)epth x (H)eight inches (mm)	Model Number	Ice Production lbs (kg)/24 hr @ 70°F (21°C) Air 50°F (10°C) Water	AHRI Production lbs (kg)/24 hr @ 90°F (32°C) Air 70°F (21°C) Water	AHRI Bin Storage lbs (kg)	Condensing Unit	Voltage Characteristics	Approx. Shipping Weight lbs (kg)	List Price (\$)
	ICEU070A	84 (38)	66 (30)	27 (12)	Air	115/60/1	88 (40)	\$3,450
	ICEU150A	174 (79)	112 (51)	73 (33)	Air	115/60/1	160 (73)	\$3,680
	ICEU150W	174 (79)	144 (65)	73 (33)	Water	115/60/1	160 (73)	\$3,705
	ICEU220A	238 (108)	175 (79)	73 (33)	Air	115/60/1	160 (73)	\$4,050
	ICEU220W	251 (114)	193 (88)	73 (33)	Water	115/60/1	160 (73)	\$4,075
	ICEU226A	241 (109)	168 (76)	73 (33)	Air	208-230/60/1	160 (73)	\$4,325
	ICEU226W	232 (105)	192 (87)	73 (33)	Water	208-230/60/1	160 (73)	\$4,350
	ICEU300A	309 (140)	228 (103)	112 (51)	Air	115/60/1	206 (93)	\$4,790
	ICEU300W	356 (161)	296 (134)	112 (51)	Water	115/60/1	203 (92)	\$4,815

ENERGY STAR-qualified machine. Please see our Web site www.iceomatic.com for the latest list of ENERGY STAR-qualified machines and available rebates

Cube Ice Makers

- ICE • 070 6 F • A — Condenser Type: A = Air, W = Water, R = Remote, T = Air/Top Air Discharge
 — Cube Size: F = Full Cube, H = Half Cube
 — Unit electrical characteristics: 0, 6, 7 (see voltage)
 — Basic Family Size: 025, 040, 050, 060, etc.
 — Model ICE = Modular Cuber Model Series, ICEU = Undercounter Cuber

Ice Form



CUBE

FULL CUBE DIMENSIONS	
W x D x H (in.)	7/8 x 7/8 x 7/8
W x D x H (mm)	22 x 22 x 22
HALF CUBE DIMENSIONS	
W x D x H (in.)	3/8 x 7/8 x 7/8
W x D x H (mm)	10 x 22 x 22

ENERGY STAR Qualified Ice Makers									
No.	Model Number	Harvest Rate Capacity lbs (kg)	Energy Use kwh	Water Use gal (l)	No.	Model Number	Harvest Rate Capacity lbs (kg)	Energy Use kwh	Water Use gal (l)
1	ICEU150HA	112 (51)	11.8	34 (129)	14	ICE0520FA	370 (168)	5.9	23.1 (87)
2	ICEU150FA	112 (51)	11.8	34 (129)	15	ICE0606HR*	502 (228)	6.28	24.9 (94)
3	ICEU220HA	175 (79)	8.8	30.3 (115)	16	ICE0606FR*	502 (228)	6.28	24.9 (94)
4	ICEU220FA	175 (79)	8.8	30.3 (115)	17	ICE0806HR**	768 (348)	5.34	21.5 (81)
5	ICEU300HA	228 (103)	8.6	32.9 (125)	18	ICE0806FR**	768 (348)	5.34	21.5 (81)
6	ICEU300FA	228 (103)	8.6	32.9 (125)	19	ICE1007HR**	781 (354)	5.2	21.9 (83)
7	ICE0400HA	368 (167)	6.1	24.4 (92)	20	ICE1007FR**	781 (354)	5.2	21.9 (83)
8	ICE0400FA	368 (167)	6.1	24.4 (92)	21	ICE1406HA	1136 (515)	5.06	20.5 (78)
9	ICE0400HT	357 (162)	6.3	25 (95)	22	ICE1406FA	1136 (515)	5.06	20.5 (78)
10	ICE0400FT	357 (162)	6.3	25 (95)	23	ICE1407HA	1131 (513)	5.04	19.6 (74)
11	ICE0406HTA	358 (162)	6.0	24 (91)	24	ICE1407FA	1131 (513)	5.04	19.6 (74)
12	ICE0406FA	358 (162)	6.0	24 (91)	25	ICE1506HR†	1216 (552)	4.63	19.5 (74)
13	ICE0520HA	370 (168)	5.9	23.1 (87)	26	ICE1506FR†	1216 (552)	4.63	19.5 (74)

Please see our website www.iceomatic.com for the latest list of ENERGY STAR qualified machines and available rebates.
 *In use with condensing unit 1061. **In use with condensing unit 2061. †In use with condensing unit 2661.



Model Dimensions (W)idth x (D)epth x (H)eight inches (mm)	Model Number	Ice Production lbs (kg)/24 hr @ 70°F (21°C) Air 50°F (10°C) Water	AHRI Production lbs (kg)/24 hr @ 90°F (32°C) Air 70°F (21°C) Water	Condensing Unit	Voltage Characteristics	Approx. Shipping Weight lbs (kg)	List Price (\$)
	GEMO450A	464 (210)	354 (161)	Air	115/60/1	205 (93)	\$5,895
	GEMO450W	508 (230)	429 (195)	Water	115/60/1	220 (100)	\$5,920
	GEMO650A	717 (325)	522 (237)	Air	115/60/1	205 (93)	\$7,570
	GEMO650W	715 (324)	633 (287)	Water	115/60/1	220 (100)	\$7,595
	GEMO650R*	684 (310)	582 (264)	Remote	115/60/1	220 (100)	\$7,465
	GEMO956A	1053 (478)	753 (342)	Air	208-230/60/1	290 (132)	\$9,490
	GEMO956W	1053 (478)	877 (398)	Water	208-230/60/1	290 (132)	\$9,540
	GEMO956R*	1011 (459)	833 (378)	Remote	208-230/60/1	290 (132)	\$9,385
	GEMD270A	273 (124)	198 (90)	Air	115/60/1	161 (73)	\$7,300

* See page 7 for GRC Series Remote Condenser options.

Pearl Ice® Makers - Dispenser Application Chart			
Dispenser Model	GEMO450	GEMO650	GEMO956
Ice-O-Matic IOD150	KBT15022 + KGEMDIV	KBT15022 + KGEMDIV	KBT15022 + KGEMDIV
Ice-O-Matic IOD200 or IOD250	KBT25022 + KGEMDIV + KGEBIOD	KBT25022 + KGEMDIV + KGEBIOD	KBT25022 + KGEMDIV + KGEBIOD
Cornelius ED or DF150	KBT15022 + R629088514 (Cornelius)	KBT15022 + R629088514 (Cornelius)	KBT15022 + R629088514 (Cornelius)
Cornelius ED or DF200	KBT25022 + KGEM200	KBT25022 + KGEM200	KBT25022 + KGEM200
Cornelius ED or DF250	KBT25022 + KGEM250	KBT25022 + KGEM250	KBT25022 + KGEM250

Pearl Ice® Makers - Accessories (Required per the following configurations)			
Model Number	Description	Approx. Shipping Weight lbs (kg)	List Price (\$)
KBT19	Bin Kit for 22" ICE and GEM Series on a 30" bin	22 (10)	\$310
KBT22	Bin Kit for (2) GEMO450, (2) GEMO650 or (2) GEMO956 on a 48" bin	33 (15)	\$470
KBT23	Bin Kit for (1) GEMO450, (1) GEMO650 or (1) GEMO956 on 48" bin	33 (15)	\$470
KBT24	Bin Kit for (1) GEMO450, (1) GEMO650 or (1) GEMO956 on a 22" bin	10 (5)	\$130
KBT15022*	Adapter and bin-level kit for 22" cubers and GEM-only ice makers on IOD150	12 (5)	\$450
KBT25030*	Adapter and bin-level kit for 30" cubers and GEM-only ice makers on IOD200, 250	13 (6)	\$450
KBT25022*	Adapter and bin-level kit for 22" cubers and GEM-only ice makers on IOD200, 250	28 (13)	\$450
KGEML	Ice-Level Control for a GEM on a Lancer Dispenser	1 (1)	\$85
KGEMDIV*	Field-installed GEM ice-diverter kit for all IOD (ED and DF) dispensers	1 (1)	\$110
KGEMBIOD*	GEM Ice-level kit for all IOD dispensers with GEM ice maker	2 (1)	\$140
KGEM200*	Kit, Ice Slide, Ice-Level Control and KGEMDIV for Cornelius ED or DF200	5 (3)	\$405
KGEM250*	Kit, Ice Slide, Ice-Level Control and KGEMDIV for Cornelius ED or DF250	5 (3)	\$405
KGEM300	GEM ice-diverter kit for Cornelius ED300	1 (1)	\$110
KGEM-CFF	Ice-level kit required for GEM ice makers on Cornelius Flavor Fusion dispensers	2 (1)	\$140

Ice Form

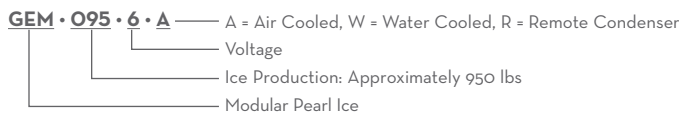


PEARL ICE

PEARL ICE DIMENSIONS

H x Dia. (in.)	1/2 x 3/8
H x Dia. (mm)	12.7 x 9.5

Pearl Ice® Makers





FLAKE Ice Makers with Built-In Storage

Model Dimensions (W)idth x (D)epth x (H)eight inches (mm)	Model Number	Ice Production lbs (kg)/24 hr @ 70°F (21°C) Air 50°F (10°C) Water	AHRI Production lbs (kg)/24 hr @ 90°F (32°C) Air 70°F (21°C) Water	Bin Storage lbs (kg)	Voltage Characteristics	Approx. Shipping Weight lbs (kg)	List Price (\$)
	EF250A32S	400 (181)	319 (145)	143 (65)	115/60/1	240 (109)	\$6,985
	EF450A32S	472 (214)	360 (163)	143 (65)	115/60/1	250 (113)	\$7,245
	EF250A38S	400 (181)	319 (145)	213 (97)	115/60/1	250 (113)	\$7,485
	EF450A38S	472 (214)	360 (163)	213 (97)	115/60/1	260 (118)	\$7,825
	EF800A38S	772 (350)	616 (279)	213 (97)	115/60/1	290 (132)	\$9,195
	EF450A48S	472 (214)	360 (163)	315 (143)	115/60/1	300 (136)	\$8,575
	EF800A48S	772 (350)	616 (279)	315 (143)	115/60/1	325 (147)	\$10,140

Note: All units are AIR cooled.

FLAKE Ice Makers Modular

Model Dimensions (W)idth x (D)epth x (H)eight inches (mm)	Model Number	Ice Production lbs (kg)/24 hr @ 70°F (21°C) Air 50°F (10°C) Water	AHRI Production lbs (kg)/24 hr @ 90°F (32°C) Air 70°F (21°C) Water	Condensing Unit	Voltage Characteristics	Approx. Shipping Weight lbs (kg)	List Price (\$)
	MF10500A	540 (245)	401 (182)	Air	115/60/1	190 (86)	\$5,770
	MF10500W	541 (245)	456 (207)	Water	115/60/1	190 (86)	\$5,795
	MF10800A	768 (348)	579 (263)	Air	115/60/1	200 (91)	\$7,200
	MF10800W	859 (390)	690 (313)	Water	115/60/1	200 (91)	\$7,250
	MF10800R	819 (371)	675 (306)	Remote	115/60/1	200 (91)	\$7,095
	MF11256A	1149 (521)	845 (383)	Air	208-230/60/1	220 (100)	\$9,080
	MF11256W	1137 (516)	959 (435)	Water	208-230/60/1	220 (100)	\$9,130
	MF11256R	1054 (478)	867 (393)	Remote	208-230/60/1	220 (100)	\$8,970
	MF12406LS*	2365 (1073)	2000 (907)	Remote Low Side	208-230/60/1	255 (116)	\$13,905

*Ice-O-Matic does not provide the condensing unit on this model.

Flake Ice Makers

- EF • 800A • 38 • S — Cabinet Finish: S = Stainless Steel
- Cabinet Size: 32, 38 or 48
- Condenser Type: A = Air, W = Water, R = Remote
- Unit Electrical Characteristics: o, 6, etc.
- Basic Family Size: (e.g.) 25, 45, 80, etc.
- Model: EF = Self-Contained Flake Ice Maker, EMF = Modular Flake Ice Maker

Ice Form



FLAKE ICE



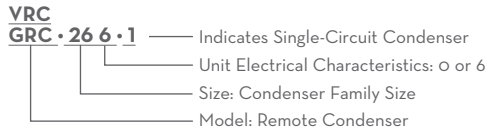
Remote Condensers

Model Dimensions (W)idth x (D)epth x (H)eight inches (mm)	Model Number	Description	Voltage Characteristics	Approx. Shipping Weight lbs (kg)	List Price (\$)
For Cube Ice Makers 	VRC1001B*	Remote Condenser for ICE0500	115/60/1	122 (55)	\$1,460
	VRC1061B*	Remote Condenser for ICE0606	208-230/60/1	124 (56)	\$1,475
	VRC2061B*	Remote Condenser for ICE0806, ICE1006, ICE1007	208-230/60/1	124 (56)	\$1,475
	VRC2661B*	Remote Condenser for ICE1406, ICE1407, ICE1506	208-230/60/1	126 (57)	\$1,505
	VRC5061B*	Remote Condenser for ICE1806, ICE1807, ICE2106, ICE2107	208-230/60/1	145 (66)	\$2,100
For Pearl® & Flake Ice Makers 	GRC1001	Remote Condenser for GEMO650 or MFI0800	115/60/1	122 (55)	\$1,225
	GRC1061	Remote Condenser for GEMO956 or MFI1256	208-230/60/1	124 (56)	\$1,475

*Includes salt corrosion protection.

Precharged Tubing Kits			
Model Number	Description	Approx. Shipping Weight lbs (kg)	List Price (\$)
RT325 404	25 ft. Precharged Tubing Kit for units using R-404A refrigerant	13 (6)	\$345
RT340 404	40 ft. Precharged Tubing Kit for units using R-404A refrigerant	18 (8)	\$435
RT345 404	45 ft. Precharged Tubing Kit for units using R-404A refrigerant	19 (9)	\$450
RT360 404	60 ft. Precharged Tubing Kit for units using R-404A refrigerant	26 (12)	\$525
RT375 404	75 ft. Precharged Tubing Kit for units using R-404A refrigerant	36 (16)	\$660

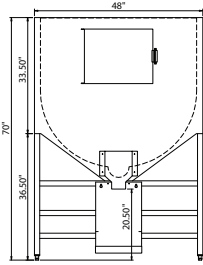
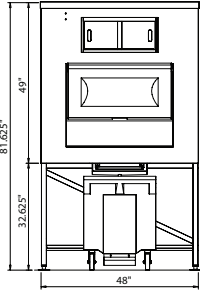
Remote Condensers



Model Dimensions	Model Number	Application Bin Storage lbs (kg)	AHRI Bin Storage lbs (kg)	Bin Dimensions (W)idth x (D)epth x (H)eight inches (mm)	Approx. Shipping Weight lbs (kg)	List Price (\$)
	B25PP	242 (110)	190 (86)	30 x 31 x 28 (762 x 787 x 711)	74 (34)	\$1,255
	B40PS	344 (156)	270 (122)	30 x 31 x 37 1/2 (762 x 787 x 953)	120 (54)	\$1,480
	B42PS	351 (159)	275 (125)	22 x 31 x 50 (559 x 787 x 1270)	128 (58)	\$1,575
	B55PS	510 (231)	400 (181)	30 x 31 x 50 (762 x 787 x 1270)	148 (67)	\$1,730
	B100PS	854 (387)	670 (304)	48 x 31 x 50 (1219 x 787 x 1270)	191 (87)	\$2,440
	B70SP*	741 (336)	581 (264)	30 x 34 x 58 (762 x 864 x 1473)	240 (109)	\$4,650
	B90SP*	1023 (464)	802 (364)	30 x 34 x 77 (762 x 864 x 1956)	285 (129)	\$5,815
	B120SP*	1142 (518)	896 (406)	48 x 34 x 54 (1219 x 864 x 1372)	304 (138)	\$4,965
	B120SS*	1142 (518)	896 (406)	48 x 34 x 54 (1219 x 864 x 1372)	304 (138)	\$6,110
	B150SP*	1447 (656)	1135 (515)	60 x 34 x 54 (1524 x 864 x 1372)	338 (153)	\$5,705
	B150SS*	1447 (656)	1135 (515)	60 x 34 x 54 (1524 x 864 x 1372)	338 (153)	\$7,030
	B170SP*	1807 (820)	1417 (643)	60 x 34 x 66 (1524 x 864 x 1676)	390 (177)	\$6,115
	B170SS*	1807 (820)	1417 (643)	60 x 34 x 66 (1524 x 864 x 1676)	390 (177)	\$7,390

*Bin Top is included free of charge for each Pearl, Flake or Cube ice maker if ice maker accompanying the bin is ordered at the same time as the bin. Bin top ordered separately is subject to List Pricing.

Storage Bins



Transport					
Model Number	Description	Storage Capacity lbs (kg)	Dimensions (W)idth x (D)epth x (H)eight inches (mm)	Approx. Shipping Weight lbs (kg)	List Price (\$)
ITS0900	Single chute with single 125 lb (157 kg) cart	1069 (485)	36 x 34 x 93.6 (914 x 864 x 2377)	360 (163)	\$7,255
ITS1000	Single chute with single 125 lb (157 kg) cart	1161 (527)	48 x 34 x 81.6 (1219 x 864 x 2073)	380 (172)	\$7,355
ITS1600	Single chute with single 125 lb (157 kg) cart	1846 (837)	60 x 34 x 93.1 (1524 x 864 x 2365)	510 (231)	\$8,645
ITS1700	Twin chute with double 125 lb (157 kg) cart	1818 (825)	72 x 34 x 81.6 (1829 x 864 x 2073)	655 (297)	\$13,905

Bagging				
Model Number	Storage Capacity lbs (kg)	Dimensions (W)idth x (D)epth x (H)eight inches (mm)	Approx. Shipping Weight lbs (kg)	List Price (\$)
IBS0500	647 (293)	30 x 36 x 69 (762 x 914 x 1753)	510 (231)	\$16,220
IBS1000	1078 (489)	48 x 36 x 70 (1219 x 914 x 1778)	590 (268)	\$19,825

Bin Tops for combining wider bins with smaller models			
Model Number	Description	Approx. Shipping Weight lbs (kg)	List Price (\$)
KBT5	Bin Kit for (1) 30" ICE Series™ Cuber on a 48" Bin	30 (14)	\$420
KBT19	Bin Kit for 22" ICE, MFI and GEM Series on a 30" Bin	22 (10)	\$310
KBT22	Bin Kit for (2) GEM or (2) MFI Series on a 48" Bin	33 (15)	\$470
KBT23	Bin Kit for (1) GEM or (1) MFI Series on a 48" Bin	33 (15)	\$470
KBT24	Bin Kit for (1) GEM or (1) MFI on a 22" Bin	10 (5)	\$130
KBT26	Bin Kit for (1) MFI2406 on a 48" Bin	8 (4)	\$240

Bins

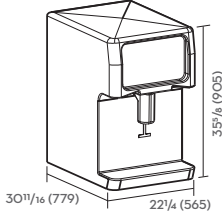
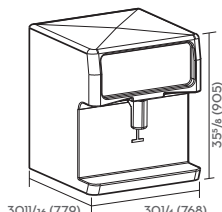
B • 55 • PS — PS/SP/S = Stainless Steel/Galvanized Exterior,
 SS = All Stainless Steel Exterior, PP = Plastic Exterior
 Approx. Size: 55 = 550-lb capacity
 Model B = Bin

Kits for combining wider bins with smaller models										
Model No.	MFI0500/0800/1256	MFI0500/0800/1256 (2)	MFI2406LS	GEMO450/0650/0956	GEMO450/0650/0956 (2)	ICE0250/0400/0406/0500/0606	ICE0320/0520	ICE0806/1006	ICE1506	ICE1406/1806/2106
B25	KBT19	N/A	N/A	KBT19	N/A	●●	KBT19	N/A	N/A	N/A
B40	KBT19	N/A	N/A	KBT19	N/A	●●	KBT19	●●	N/A	N/A
B42	KBT24	N/A	N/A	KBT24	N/A	N/A	●●	N/A	N/A	N/A
B55	KBT19	N/A	N/A	KBT19	N/A	●●	KBT19	●●	N/A	N/A
B100	KBT23	KBT22	KBT26	KBT23	KBT22	KBT5	N/A	KBT5	N/A	●●
B70	N/A	N/A	N/A	N/A	N/A	●●	N/A	●●	●●	N/A
B90	N/A	N/A	N/A	N/A	N/A	●●	N/A	●●	●●	N/A
B120	●●	●●	●●	●●	N/A	●●	N/A	●●	●●	●●
B150	●●	●●	●●	N/A	N/A	N/A	N/A	●●	●●	●●
B170	●●	●●	●●	N/A	N/A	N/A	N/A	N/A	●●	●●
ITS0900	●●	N/A	N/A	●●	N/A	●●	N/A	●●	●●	N/A
ITS1000	●●	●●	●●	●●	●●	●●	N/A	●●	●●	●●
ITS1600	●●	●●	●●	N/A	●●	N/A	N/A	●●	●●	●●
ITS1700	N/A	●●	●●	N/A	●●	N/A	N/A	N/A	●●	●●
IBS0500	N/A	●●	●●	N/A	N/A	●●	N/A	●●	●●	N/A
IBS1000	N/A	●●	●●	N/A	N/A	●●	N/A	●●	●●	●●

●● Kit not required. Note: 30"-wide cubers combined with a B120, B150 or B170 must be specified when ordering.
 NOTE: Tandem (side-by-side) installations must be specified when ordering with upright bins.



Hotel Ice Dispensers

Model Dimensions	Model Number	Dispenser Operated by	Dimensions (W)idth x (D)epth x (H)eight inches (mm)	ARI Bin Storage lbs (kg)	Voltage Characteristics	Approx. Shipping Weight lbs (kg)	List Price (\$)
	IOD150	Cup Activated	22 ¹ / ₄ x 30 ¹¹ / ₁₆ x 35 ⁵ / ₈ (565 x 779 x 905)	150 (68)	115/60/1	139 (63)	\$4,783
	IOD200	Cup Activated	30 ¹ / ₄ x 30 ¹¹ / ₁₆ x 35 ⁵ / ₈ (768 x 779 x 905)	200 (91)	115/60/1	190 (86)	\$5,725
	IOD250	Cup Activated	30 ¹ / ₄ x 30 ¹¹ / ₁₆ x 39 ⁵ / ₈ (768 x 779 x 1006)	250 (113)	115/60/1	195 (88)	\$6,875

Accessories - Ice Dispensers			
Model Number	Description	Approx. Shipping Weight lbs (kg)	List Price (\$)
KBT15022	Adapter and bin-level kit for 22" cubers and Pearl Ice makers on IOD150	12 (5)	\$450
KBT25030	Adapter and bin-level kit for 30" cubers and Pearl Ice makers on IOD200, 250	13 (6)	\$450
KBT25022	Adapter and bin-level kit for 22" cubers and Pearl Ice makers on IOD200, 250	28 (13)	\$450
KGEMDIV	Field-installed GEM ice-diverter kit for all IOD (ED and DF) dispensers	1 (0.45)	\$110
KGEMBIOD	GEM Ice-level kit for all IOD dispensers with GEM ice maker	2 (0.9)	\$140
KWGFID	Water glass filler kit for IOD150, 200, 250 (Field installed only)	2 (0.9)	\$310

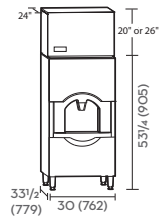
Ice Forms



CUBE



PEARL ICE

Model Dimensions	Model Number	Dispenser Operated by	Dimensions (W)idth x (D)epth x (H)eight inches (mm)	ARI Bin Storage lbs (kg)	Voltage Characteristics	Approx. Shipping Weight lbs (kg)	List Price (\$)
	CD40022	Push	22 x 33 ¹ / ₂ x 53 ¹ / ₄ (616 x 779 x 905)	120 (54)	115/60/1	200 (91)	\$4,720
	CD40030	Push	30 x 33 ¹ / ₂ x 53 ¹ / ₄ (762 x 779 x 905)	180 (82)	115/60/1	230 (104)	\$5,545
	CD40130	Push / Water	30 x 33 ¹ / ₂ x 53 ¹ / ₄ (762 x 779 x 905)	180 (82)	115/60/1	230 (104)	\$6,085
	CD40230	Coin / Token	30 x 33 ¹ / ₂ x 53 ¹ / ₄ (762 x 779 x 905)	180 (82)	115/60/1	230 (104)	\$6,180

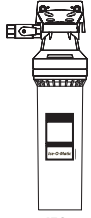


Accessories - Hotel Dispensers			
Model Number	Description	Approx. Shipping Weight lbs (kg)	List Price (\$)
TKNS	500 tokens for use with CD40230	7 (3)	\$205
<p>Model CD40030, 40130, 40230 Dispensers accept only 30"-wide Ice Series™ Cube Ice Makers (excluding the ICE1506) • Model CD40022 Dispensers accept only 22"-wide Ice Series™ Cube Ice Makers</p>		<p>Note #1: CD40022 and CD40030 Series units do not require an Adapter and Bin-Level Kit. • Note #2: Water dispensers and coin / token mechanisms cannot be field installed on the CD40130 or CD40230 Series Dispensers. • Note #3: CD40130 and CD40230 Series Dispensers cannot have a water dispenser and coin / token mechanism on the same machine. • Note #4: The CD40230 accepts one U.S. quarter or token only. Multiple coin / token mechanism can be special ordered and field installed at additional cost. Contact Ice-O-Matic for more details. • Note #5: No adaptor for 22"-wide machine on 30" dispensers.</p>	

Ice Form



CUBE



Dimensions (W)idth x (D)epth x (H)eight inches (mm)	Model No.	Description	Flow Rate Max gpm (lpm)	Pressure Max. psi	Max Operating Temp °F (°C)	Micron Rating	Approx. Shipping Weight lbs (kg)	List Price (\$)
 IFQ1 6 X 4 X 15 (152 X 356 X 381)	IFQ1*	Single Filter	1.5 (5.68)	125	100 (38)	0.5	4 (2)	\$335
 IFQ2 10 X 6 X 16 (254 X 152 X 406)	IFQ2*	Dual Filter	3 (11.34)	125	100 (38)	0.5	8 (4)	\$820
 IFI4C, IFI8C 2.5 X 11 (64 X 279)	IFI4C*	Single Inline Cartridge 1/4" (6.35 mm) Compression	1.0 (3.79)	100	100 (38)	10	2 (1)	\$125
	IFI8C*	Single Inline Cartridge 3/8" (9.53 mm) Compression	1.0 (3.79)	100	100 (38)	10	2 (1)	\$125

*Optional water pressure gauges included with IFQ1 and IFQ2 filtration systems

IOM Replacement Cartridges		
Model Number	Description	List Price (\$)
IOMQ	Single quick-twist replacement cartridge for IFQ1 or IFQ2	\$125
Filter Cartridge Features: <ul style="list-style-type: none"> • Inhibit the formation of scale • Remove dirt and sediment • Reduce chlorine and taste and odor Ice-O-Matic recommends the use of water filtration with all ice-making products.		

Filter System Sizing Chart			
Ice-O-Matic Cube Ice Maker	Ice-O-Matic Flake Ice Maker	Ice-O-Matic Pearl Ice® Maker	Recommended Ice-O-Matic Water Filter
ICEU070, 150, 220, 226, 300, ICEO250, O320, O400, ICEO406, O500, O520, O606	EF250, EF450	GEMO450	IFQ1 (Single Manifold Cartridge Filter System) IFI4C or IFI8C (Single Inline Filter System)
ICEO806	MFIO800, EF800	GEMO650, GEMO956	IFQ1 (Single Manifold Cartridge Filter System)
ICE1006, 1406, 1506, ICE 1806, 2106	MFII256, MFI2406		IFQ2 (Dual Manifold Cartridge Filter System)

Water Filtration Systems

IFI • 4 • C — Fitting Type: C = Compression
 — Fitting Size: 4 = 1/4", 8 = 3/8"
 — Filter Type: IFI = Ice-O-Matic Filter, INLINE TYPE

IFQ • 1 — Number of Cartridges: 1 = Single, 2 = Dual
 — Filter Type: IFQ = Ice-O-Matic Filtration System, IFQ Series



TERMS AND CONDITIONS

- Suggested list prices are F.O.B. Denver, Colorado.
- This price list is effective February 14, 2011, and supersedes all previous price schedules.
- Specifications and prices are subject to change without notice.
- AHRI certification is based on 90°F (32°C) air and 70°F (21°C) water.
- All height dimensions of bins and ice makers with built-in storage include the height of the legs or caster where applicable.
- Domestic purchase of any Ice-O-Matic equipment shipping outside the United States will include a 6% upcharge.

ICE MAKER WARRANTY

Every Ice-O-Matic Ice Maker is backed by a warranty that provides both parts and labor coverage.

Cube Ice Makers - ICE Series

- Three years Parts and Labor.
- Five years Parts coverage on the evaporator and the compressor.
- Seven years Parts and Labor on the evaporator when you enroll in the Ice-O-Matic IFQ Series water filter program with your cube ice maker and replace the filter every six months (available in the U.S.A. and Canada only).

Flake Ice Makers - EF and MFI Series

- EF Undercounter - Two years Parts and Labor.
- MFI Modular - Three years Parts and Labor.
- EF/MFI - Five years Parts coverage on the compressor.

Pearl Ice® Makers - GEM Series

- Modular - Three years Parts and Labor.
- Countertop Dispenser - Two years Parts and Labor.
- Modular/Dispenser - Five years Parts coverage on the compressor.

Dispensers - CD and IOD Series

- IOD Countertop Dispensers - Two years parts warranty and One year labor warranty.
- CD Hotel Dispensers - Three years Parts and Labor warranty.

Storage Bins - B Series

- Two years Parts and Labor warranty.

Water Filter Manifold Systems

- One year Parts and Labor warranty (excluding cartridges).

WATER FILTRATION SYSTEM EXTENDED 7-YEAR WARRANTY PROGRAM

- Buy a new Ice-O-Matic IFQ Series Water Filtration System with a new ICE Series™ Cube Ice Maker, replace the filter cartridge every six months, and Ice-O-Matic will extend the limited cuber evaporator warranty to seven years parts and labor.
- New ice maker and filter must be installed at the same time.
- Must send in both the ice maker and water filter registration cards within 10 days of installation. Registration card must include the filter serial number(s).
- Must send in additional registration card for each new replacement cartridge installed (replacement cartridges have individual serial numbers). This must be done every 180 days (6 months) or less.
- Program is available with all IFQ1 and IFQ2 filter systems.
- Replacement cartridge must be an Ice-O-Matic replacement cartridge IOMQ (See sizing chart for cartridge requirements).
- Available in the U.S.A. and Canada only.





Located in Denver, Colorado, Ice-O-Matic is a leading global manufacturer of a wide range of commercial ice-making products including cube ice makers, flake ice makers, storage bins, dispensers and water filters. Since 1952, we have been developing new technologies and programs, such as the introduction of AglON® Antimicrobial Compound in our ICE Series cube ice makers and our extended warranty water filter program, which have resulted in the creation of products that are more efficient for business and safer for the environment.

ICE WITH A CLEAR CONSCIENCE



Plant-a-Tree Program

As part of our commitment to the global environment, Ice-O-Matic is devoted to sustainability in every aspect of our business. To ultimately offset the carbon footprint of our factory in Denver, we not only use recycled materials in our packaging and manufacturing, but also recycle our industrial and office waste products. More important, we plant a tree for every ice machine we sell to contribute to the reforestation of key regions throughout the world. Our goal is to plant 150,000 trees through our Global Sustainability program. In just a couple of months, we will plant enough trees to offset the entire carbon footprint of our factory, and by the end of our program, we will have planted enough trees to absorb the CO2 emissions from more than 15 factories like Ice-O-Matic each year. Trees reduce topsoil erosion, prevent harmful land pollutants from getting into our waterways and replace air pollutants with fresh, clean oxygen.

Now, you can do your part to help the environment when you buy an Ice-O-Matic ice machine.



ENERGY STAR®

Many Ice-O-Matic models have earned an EPA ENERGY STAR® rating. This distinction is recognized by a growing number of states, municipalities and energy companies in the form of incentives and rebates. To find out if you are eligible for tax credits, visit www.energystar.gov.



Pure Ice Program

1. 7-year Warranty—Utilize Ice-O-Matic water filters and change them every 6 months, and the evaporator warranty is extended to 7 years—the only 7-year warranty in the industry.
2. Filter/Cleaning Reminders—Receive free reminders via mail every 6 months for filter changes to ensure that the warranty is valid.
3. AglON® Antimicrobial Compound—A-naturally-occurring antimicrobial compound is used in materials for greater food safety. AglON—Nature's antimicrobial.



Manufactured In America

Ice-O-Matic ICE Series cubers (except ICEU070), Pearl Ice machines (except GEMD270), flake ice machines and bins are made in the U.S.A.

1100 East 45th Avenue • Denver, CO 80239
 phone 800.423.3367 • fax 303.371.6296
www.iceomatic.com