



Master Electric Convection Oven

Item: _____
 Quantity: _____
 Project: _____
 Approval: _____
 Date: _____

Master Electric Convection Oven

Models:

- MCO-ES-10-S MCO-ES-20-S MCO-ED-10-S MCO-ED-20-S



Model MCO-ES-10-S

Standard Features:

- Master 200 Solid State Control with 150° F (66°C) to 500°F (250°C) temperature range and electromechanical timer
- 2-speed fan control (high & low) w/3/4HP fan motor
- Total of 10.4 kW loading per oven cavity
- Stainless steel front, sides, top, and legs
- 60/40 dependent door design with double pane thermal window in both doors and interior lighting
- Full Length, stainless steel positive door closure
- Patented "Safety Door System"
- Porcelain enameled oven interior with coved corners
- 24" cooking cavity height w/6 chrome plated oven racks on 13-position rack guides

- 1 year limited parts & labor warranty (USA & Canada only)
- 5 year limited door warranty, excluding window (USA & Canada only)
- Double deck models have suffix 20-S

Optional Features:

- Window in left hand door w/ interior lighting
- Stainless steel solid doors
- Stainless steel oven interior
- Extra oven racks
- 4 swivel casters w/front brakes
- Low profile casters w/front brakes (double ovens only)
- Open base with rack guides & shelf (stainless steel)
- Back enclosure (stainless steel)
- 460 volt, 3 phase
- 50 cycle components

Specifications:

Garland Master full-size standard depth or deep depth (Prefix MCO-ED) electric convection oven. 10.4 kW/cavity, 3/4 HP fan motor with two speed fan control. Master 200 Solid State control. Porcelain enameled oven interior with coved corners, Six (6) oven racks and 13-position rack guides. Interior measures 29"(736mm) W x 24" (610mm) H x 24" (610mm) D for standard depth and 29" (736mm) W x 24" (610mm) H x 28" (610mm) D for deep depth. Stainless steel front, sides, top and legs. 60/40 dependent door design with double pane thermal window in both doors and interior lighting. Models with suffix 20-S are double decked. Specify voltage and phase. UL, CUL and NSF Listed.

NOTE: Ovens supplied with casters must be installed with an approved restraining device.



Garland Commercial Industries, LLC
 185 East South Street
 Freeland, PA 18224
 Phone: (570) 636-1000
 Fax: (570) 636-3903

Garland Commercial Ranges Ltd
 1177 Kamato Road,
 Mississauga, Ontario
 L4W 1X4 CANADA
 Phone: 905-624-0260
 Fax: 905-624-5669

Enodis UK LTD
 5E Langley Business Centre,
 Station Road
 Langley SL3 8DS Great Britain
 Phone: 01753 485900
 Fax: 01753 485901

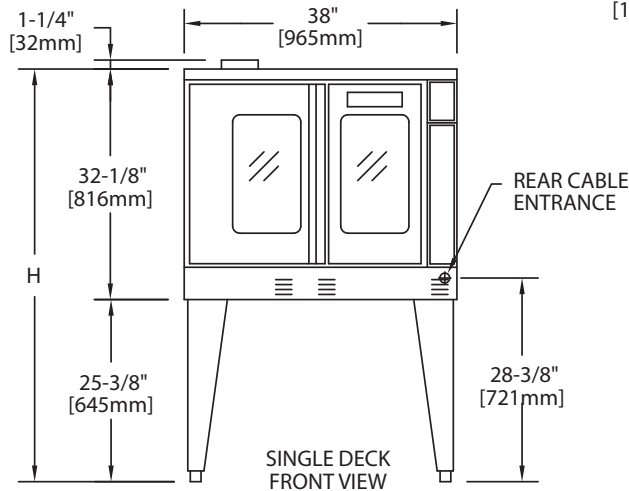
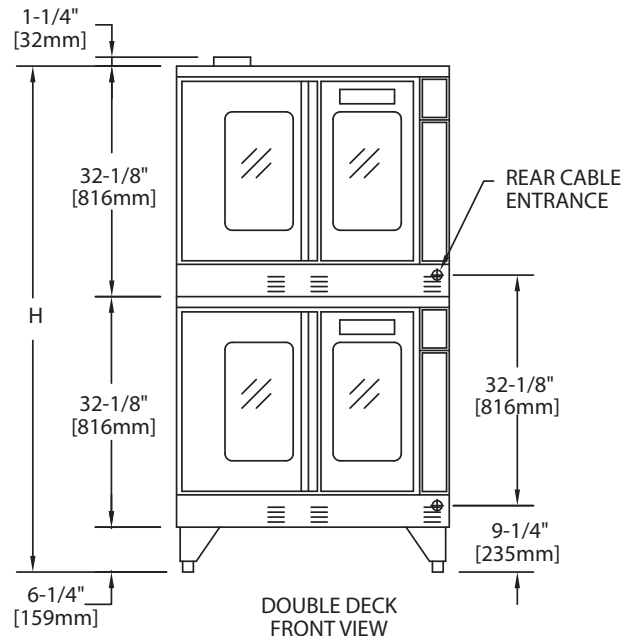
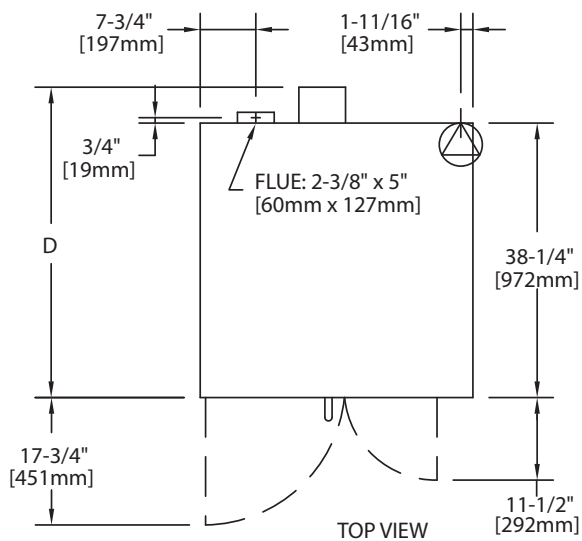
Enodis

Model	Interior Dimension (per oven)			Exterior Dimension			Ship Wt./Size	
	W:In(mm)	H:In(mm)	D:In(mm)	W:In(mm)	H:In(mm) **	D:In(mm)	Lbs./Kg	Cu Ft
MCO-ES-10-S	29(436)	24(610)	24(610)	38(965)	57-1/2(1416)	41-1/4(1048)	460/210	58.5
MCO-ES-20-S	29(436)	24(610)	24(610)	38(965)	70-1/2(1791)	41-1/4(1048)	920/415	117
MCO-ED-10-S	29(436)	24(610)	28(711)	38(965)	57-1/2(1416)	44-1/2(1130)	530/240	58.5
MCO-ED-20-S	29(436)	24(610)	28(711)	38(965)	70-1/2(1791)	44-1/2(1130)	1060/480	117

** Height with or without standard casters. Height with low profile casters (double deck) is 68-1/2" (1740mm).

Model*	Total kW	Nominal Amperes Per Line (includes 3/4 HP fan motor)													
		208v/1Ph		240V/1Ph			208V/3Ph			240V/3Ph			460V/3Ph		
		X	Y	Z	X	Y	Z	X	Y	Z	X	Y	Z		
MCO-ES-10-S	10.4	50	43	30	30	28	26	26	24	14	14	13			
MCO-ED-10-S	10.4	50	43	30	30	28	26	26	24	14	14	13			

*NOTE: Double deck models with suffix - "20-S" are provided with individual power supply connections



Installation Notes:			
Non-Combustible and Combustible Wall Clearances			
Sides	1" (25mm)	Back	6" (152mm)
Entry Clearance			
Crated		Uncrated	
44-1/2" (1130mm)		32-1/2" (862mm)	

Electrical specifications include motor requirements. 3/4 HP, 2 speed motor: 1725/1140 rpm, (60Hz); or 440/950 rpm (50Hz). Please specify electrical characteristics when ordering

Form# MCO-ES/ED-10/20S (10/13/08)